

Remote Code User Guide

1, What is the remote code

All series locks from IULOCK have remote encoding function (IU-20, IU-30, IU-40, etc.). No need for an app. Locks do not require a network connection. You don't need to program the lock. Remote code is generated by the website. You can visit the iulock website and activate your lock according to the website prompts. You can set the unlocking times (1 to 50 times) or usage time period (1 hour to 2 years) for the generated remote password on the website page. If it exceeds the set number of times or time period, it will automatically become invalid. Therefore, you can remotely authorize this remote code to your relatives, friends, neighbors, hourly workers, classmates, or employees to enter your home, room, or office.

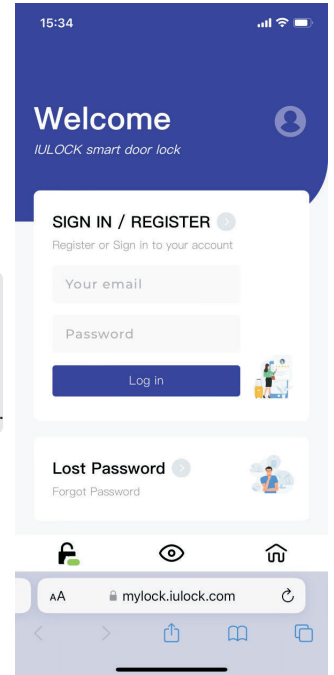


Visit <https://mylock.iulock.com>

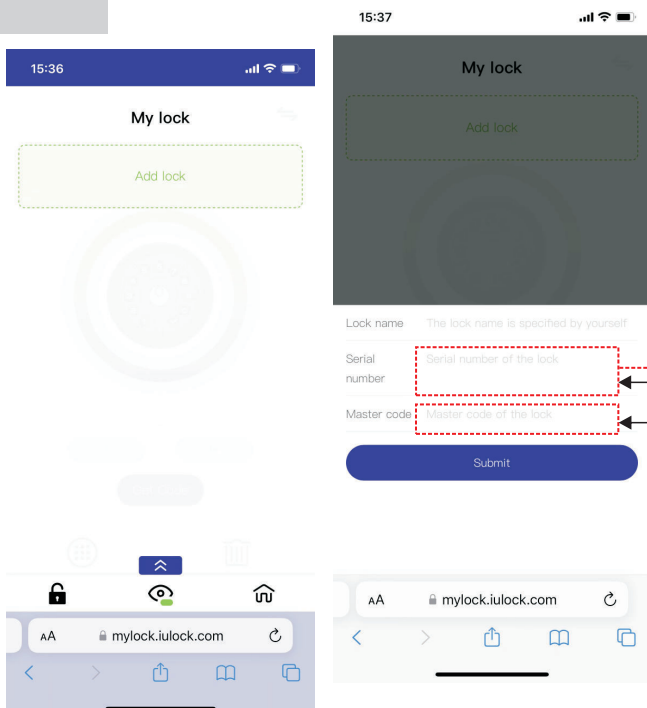
2, Getting Start

Step 1 Register your account

Enter your email and assign a password to your account, then click login and the system will automatically create your account. (Password length should be at least 6 characters).

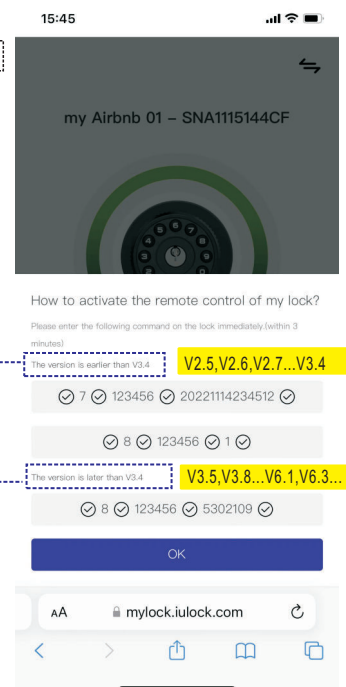


Step 2 Add your lock

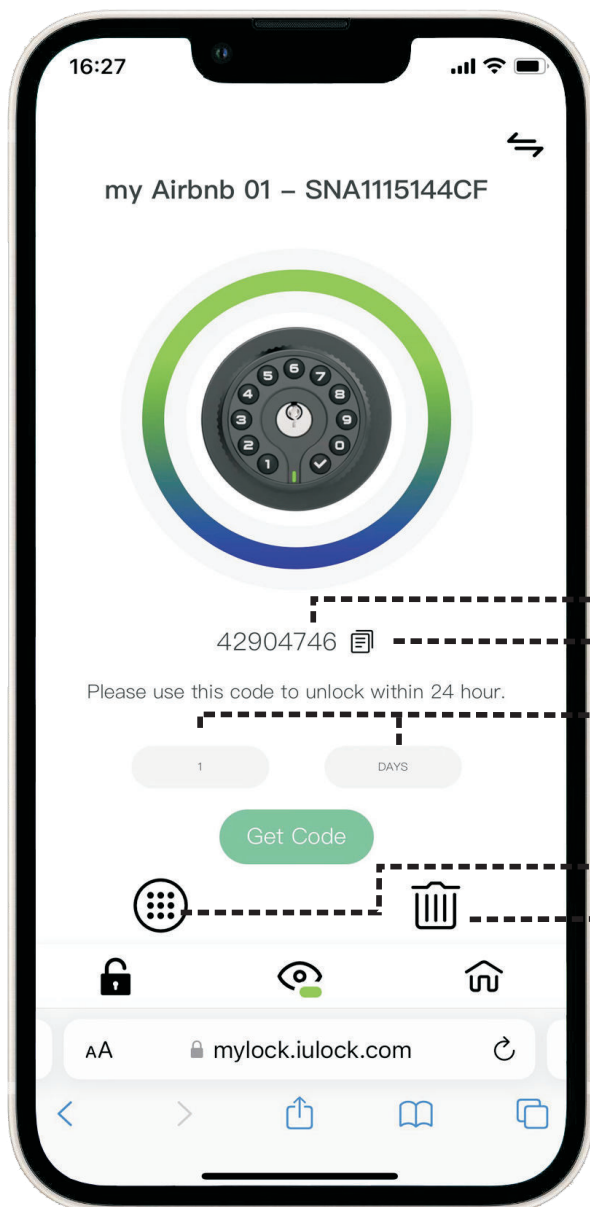


The serial number is unique. It is printed on the label of the battery compartment (IU-20,30,40,50,60). The serial number of double sided lock(IU-22,32,42,52,62)is printed on the label of the battery cover. Double sided lock has two serial numbers, one for inside knob and another for outside knob.

Step 3 Activate your lock



3, Get remote code



Select lock

Remote code

Copy

Remote code types

1 to 50 times
1 to 24 hours
1 to 31 days
1 to 24 months

Edit lock

Remove lock

Troubleshooting

Q: Do I need to reactivate after resetting the lock?

A: Yes. Remote code is disabled by default. The remote function must be reactivated after resetting the lock or replacing the battery.

Q: Why the lock does not accept the code?

A: Please try activating again (Click the edit icon, then confirm and follow the prompts to enter the activation code to the keypad of the lock). Sometimes it may not activate at once.

Q: Must the master code be the same as master code of my lock?

A: Yes, They must be the same. If you change the master code of your lock, you must edit the master code of website lock. The remote code is an encryption algorithm that encrypts your lock's master code, lock's serial number, activate code (the activation code is updated in real time), and then generates a unique remote control code. It is very secure, similar to a dynamic key in a bank. Therefore, an incorrect master code, incorrect serial number, or failure to enter the activation code into the lock will result in an invalid remote code.

Q: Can I add many locks?

A: Yes, you can.